

ALB-T

ANNUAL REPORT

OF

ALBION TELEPHONE COMPANY, INC.

NAME

225 West North Street, PO Box 98
Albion, ID 83311

ADDRESS

TO THE

IDAHO PUBLIC

UTILITIES COMMISSION

FOR THE

YEAR ENDED 2016

IDAHO PUBLIC
UTILITIES COMMISSION

2017 APR 13 PM 3:38

RECEIVED



p 208-673-5335 / f 208-673-6200 / e atc@atcnet.net / a 225 W. North St. Albion, ID 83311

April 11, 2017

Idaho Public Utilities Commission
Attn: Terri Carlock
PO Box 83720
Boise, ID 83720-0074

RECEIVED
2017 APR 13 PM 3:15
IDAHO PUBLIC
UTILITIES COMMISSION

Dear Ms. Carlock:

Enclosed please find the Annual Report of Small Telephone Companies for Albion Telephone Company, Inc.

If you have any questions or concerns, please feel free to call me at 673-5335.

Sincerely,

A handwritten signature in blue ink that reads 'Julie Laumb'.

Julie Laumb
Controller

**ANNUAL REPORT OF SMALL TELEPHONE COMPANIES TO
THE IDAHO PUBLIC UTILITIES COMMISSION
FOR THE YEAR ENDING DECEMBER 31, 2009**

COMPANY INFORMATION

Exact name of utility: Albion Telephone Company, Inc.

Address of principal office: 225 West North Street. P.O. Box 98 Albion, ID 83311

Telephone Number (Area Code 208 673-5335)

Cities or towns served: Albion, Almo, Elba, Holbrook, Malta, Raft River, Malad,
Mackay, Moore, Arco, Howe; Idaho: Yost; Utah

Name and title of officer having custody of the general corporate books of account: Darla Redman, President

Address of office where corporate books are kept and phone number: 225 West North Street. P.O. Box 98 Albion, ID 83311

Organized under the laws of the State of: Idaho

Date of organization: 1929 - Incorporated September 11, 1953

Form of organization (proprietorship, association, corporation): Corporation

If a Subchapter S Corporation, please specify: We are a Subchapter S Corporation

Name and address of controlling company, if any: _____

Names of affiliated companies. Give address and description of business: _____

OFFICERS

Report below the title, name and office address of each general officer of the utility at the end of the year. If there were any changes during the year, show the name, title, and address of the previous officer and the date of change.

Title	Name	Address
President	Darla Redman	P.O. Box 22 Albion, ID 83311
Vice-President	Richard L. Redman	P.O. Box 14 Albion, ID 83311
Secretary	Richard L. Redman	P.O. Box 14 Albion, ID 83311
Treasurer	Barry Redman	266 S. 950 E. Declo, ID 83323

DIRECTORS

List the name of each person who was a member of the Board of Directors at any given time during the year: (Fees related to meetings only.)

Name and Address	Term Expired or Current Term Will Expire	Meetings Attended This year	Fees Paid During Year
Richard L. Redman	NA	3	3600
Darla Redman	NA	3	3600
Barry Redman	NA	3	3600
Jennifer Bradshaw	NA	3	3600
Nicole Allphin	NA	3	3600
Kyle Redman	NA	3	3600

Name of Chairman of the Board: Darla Redman

Name of Secretary (or Clerk) of Board: Richard Redman

Number of Meetings of the Board during the year: 3

MANAGERS

List the name of each person who performed management duties for the Company during the year, and the total wages and bonuses paid to those persons: (Do not include Director fees in these amounts.)

Name	Title	Wages and Bonuses Paid
Darla Redman	President	Confidential
Richard L. Redman	Vice-President/General Manager	Confidential

BALANCE SHEET
Assets and Other Debits

Title of Account	Balance Beginning of Year	Balance at End of Year	Increase or (Decrease)
Current Assets			
1120 Cash and Equivalents	4998043	4842291	-155752
1130 Cash			
1140 Special Cash Deposits			
1150 Working Cash Advances			
1160 Temporary Investments			
1180 Telecommunications Accts. Receivable	403887	426293	22406
1181 Accts. Rec. Allow. -Telecommunications	-20194	-21319	-1125
1190 Other Accounts Receivable	548202	571021	22819
1191 Accounts Receivable Allow. - Other			
1200 Notes Receivable	0	0	
1201 Notes Receivable Allowance			
1210 Interest & Dividends Receivable			
1220 Material and Supplies	817203	640980	-176223
1280 Prepayments	160437	234570	74133
1290 Prepaid Rents			
1300 Prepaid Taxes			
1310 Prepaid Insurance			
1320 Prepaid Directory Expenses			
1330 Other Prepayments			
1350 Other Current Assets			
Noncurrent Assets			
1401 Investment in Affiliated Companies			0
1402 Investment in Nonaffiliated Companies	4640603	4732161	91558
1406 Nonregulated Investments	287093	246582	-40511
1407 Unamortized Debt Issuance Expense			
1408 Sinking Funds			
1410 Other Noncurrent Assets			
1438 Deferred Maintenance & Retirements			
1439 Deferred Charges	912404	1039104	126700
1500 Other Jurisdiction Assets - Net			
Property, Plant and Equipment			
2001 Telecommunications Plants in Service	46310282	51412143	5101861
2002 Prop. Held for Future Telecom. Use			
2003 Telecom. Plant under Constr. - Short Term	3138	9244	6106
2004 Telecom. Plant under Constr. - Long Term			
2005 Telecom. Plant Adjustment			
2006 Nonoperating Plant			
2007 Goodwill	4324455	0	-4324455
Depreciation and Amortization Accounts			
3100 Accumulated Depreciated	-29775225	-30124830	-349605
3200 Accum. Depre. - Held for Future Use			
3300 Accumulated Depreciation - Nonoperating			
3400 Accumulated Amortization - Tangible			
3410 Accum. Amort. - Capitalized Leases			
3420 Accum. Amort. - Leasehold Improvements			
3500 Accumulated Amortization - Intangible	-4324455	0	4324455
3600 Accumulated Amortization - Other			
TOTAL ASSETS	29285873	34008240	4722367

BALANCE SHEET
Liabilities & Stockholders' Equity

Title of Account	Balance Beginning of Year	Balance at End of Year	Increase or (Decrease)
Current Liabilities			
4010 Accounts Payable	687223	725175	37952
4020 Notes Payable			
4030 Advance Billings and Payments	260750	244115	-16635
4040 Customer Deposits	4760	4200	-560
4050 Current Maturities - Long -Term Debt	1172656	1355767	183111
4060 Current Maturities - Capital leases	0	0	
4070 Income Taxes - Accrued			0
4080 Other Taxes - Accrued	0	0	0
4100 Net Current Defer. Oper. Income Taxes			
4110 Net Current Defer. Nonoper. Income Taxes			
4120 Other Accrued Liabilities			
4130 Other Current Liabilities	314334	331111	16777
Long-Term Debt			
4210 Funded Debt	10833117	12970592	2137475
4220 Premium on Long-Term Debt			0
4230 Discount on Long-Term Debt			0
4240 Reacquired Debt			0
4250 Obligations Under Capital Leases	0	0	0
4260 Advances from Affiliated Companies			
4270 Other Long-Term Debt	152283	13056	-139227
Other Liabilities & Deferred Credits			
4310 Other Long-Term Liabilities			
4320 Unamort. Oper. Invest. Tax Credits - Net			
4330 Unamort. Nonoper. Invest. Tax Credits - Net			
4340 Net Noncurrent Defer. Oper. Income Taxes			
4350 Net Noncur. Defer. Nonoper. Income Taxes			
4360 Other Deferred Credits	0	0	0
4370 Other Juris. Liab. & Def. Credits - Net			
Stockholders' Equity			
4510 Capital Stock	40200	40200	0
4520 Additional Paid-In Capital			
4530 Treasury Stock			
4540 Other Capital			
4550 Retained Earnings	15820551	18324024	2503473
TOTAL LIAB. & OTHER CREDITS	29285874	34008240	4722366

ANALYSIS OF TELECOMMUNICATIONS PLANT IN SERVICE

TOTAL Company Basis

	Balance Beginning of Year	Additions During year	Plant Retired or Sold	Transfers and Adjustments	Balance End of Year
Analysis of Telecommunications Plant in Service					
2111 Land	115824				115824
2112 Motor Vehicles	84775		18235		66540
2113 Aircraft	0				0
2114 Special Purpose Vehicles					
2115 Garage Work Equipment					
2116 Other Work Equipment	594886	34107	34987		594006
2121 Buildings	2022514	78738	9337	-28800	2063115
2122 Furniture	167964	3628			171592
2123 Office Equipment	8949				8949
2124 General Purpose Computer	284423	42879			273775
2211 Analog Electronic Switching	0				0
2212 Digital Electronic Switching	2733333	26135	289394	28800	2498874
2215 Electro-Mechanical Switching					
2220 Operator Systems					
2231 Radio Systems	249350		77304		172046
2232 Circuit Equipment	10162297	862235	30668	-5950	10987914
2311 Station Apparatus					
2321 Customer Premises Wiring					
2341 Large Private Branch Exchanges					
2351 Public Telephone Terminal	0				0
2362 Other Terminal Equipment	0				0
2411 Poles	89452		24852		64600
2421 Aerial Cable	356867	190078	188463	-98830	259652
2422 Underground Cable	735731		108956		626775
2423 Buried Cable	28684589	5486120	833329	98830	33436210
2424 Submarine Cable					
2426 Intrabuilding Network Cable	19327				19327
2431 Aerial Wire	0				0
2441 Conduit Systems					
2681 Capital Leases					
2682 Leasehold Improvements					
2690 Intangibles					
TOTAL PLANT ACCOUNT	46310281	6723920	1669052	-5950	51359199

ANALYSIS OF TELECOMMUNICATIONS PLANT ACCOUNTS
IDAHO Operations Only

Analysis of Telecommunications Plant in Service

	Balance Beginning of Year	Additions During Year	Plant Retired or Sold	Transfers and Adjustments	Balance End of Year
2111 Land	115824				115824
2112 Motor Vehicles	84776		18235		66541
2113 Aircraft	0				0
2114 Special Purpose Vehicles					
2115 Garage Work Equipment					
2116 Other Work Equipment	594886	34107	34987		594006
2121 Buildings	2022514	78738	9337	-28800	2063115
2122 Furniture	167964	3628			171592
2123 Office Equipment	8949				8949
2124 General Purpose Computers	284423	42879	53527		273775
2211 Analog Electronic Switching	0				0
2212 Digital Electronic Switching	2733333	26135	289394	28800	2498874
2215 Electro-Mechanical Switching	0				0
2220 Operator Systems	0				0
2231 Radio Systems	247074		77304		169770
2232 Circuit Equipment	10162297	862235	30668	-5950	10987914
2311 Station Apparatus					
2321 Customer Premises Wiring					
2341 Large Private Branch Exchanges					
2351 Public Telephone Terminal Equipment	0				0
2362 Other Terminal Equipment	0				0
2411 Poles	89452		24852		64600
2421 Aerial Cable	356867	190078	188463	-98830	259652
2422 Underground Cable	735731		108956		626775
2423 Buried Cable	28640891	5486120	833329	98830	33392512
2424 Submarine Cable					
2426 Intrabuilding Network Cable	19327				19327
2431 Aerial Wire	0				0
2441 Conduit Systems					
2681 Capital Leases					
2682 Leasehold Improvements					
2690 Intangibles					
TOTAL PLANT ACCOUNTS	46266583	6723920	1669052	-5950	51313226

45973

ANALYSIS OF ENTRIES IN ACCUMULATED DEPRECIATION
Account 3100

	TOTAL Company Basis			Credits During Year	Retirements and Adjustments	Balance End of Year
	Balance Beginning of Year	Depreciation Rate*				
Analysis of Entries in Accumulated Depreciation						
2112 Motor Vehicles	102640	25.00%			5435	97205
2113 Aircraft	0	10.00%				0
2114 Special Purpose Vehicles	594885	12.50%	34107		34987	594005
2115 Garage Work Equipment						
2116 Other Work Equipment						
2121 Buildings	1291250	3.00%	60416		9336	1342330
2122 Furniture	166880	12.50%	3563			170443
2123 Office Equipment	8949	20.00%				8949
2124 General Purpose Computers	258479	20.00%	61855		53527	266807
2211 Analog Electronic Switching	0	12.50%				0
2212 Digital Electronic Switching	2733334	12.50%	54935		289394	2498875
2215 Electro-Mechanical Switching						
2220 Operator Systems						
2231 Radio Systems	249350	20.00%			77304	172046
2232 Circuit Equipment	7757261	10.00%	789653		27483	8519431
2311 Station Apparatus						
2321 Customer Premises Wiring						
2341 Large Private Branch Exchanges						
2351 Public Telephone Terminal Equipment	0	23.00%				0
2362 Other Terminal Equipment	0	20.00%				0
2411 Poles	89452	7.50%			24852	64600
2421 Aerial Cable	314502	8.60%	6546		188463	132585
2422 Underground Cable	621263	6.50%	47233		108956	559540
2423 Buried Cable	15567651	6.50%	944364		833329	15678686
2424 Submarine Cable						
2426 Intra-building Network Cable	19327	20.00%				19327
2431 Aerial Wire	0	14.60%				0
2441 Conduit Systems						
TOTAL	29775224		2002672		1653066	30124829

*Please list individual depreciation rate for each account.

ANALYSIS OF ENTRIES IN ACCUMULATED DEPRECIATION
Account 3100

IDAHO Operations Only

	Balance Beginning of Year	Depreciation Rate*	Credits During Year	Retirements and Adjustments	Balance End of Year
Analysis of Entries in Accumulated Depreciation					
2112 Motor Vehicles	102640	25.00%		5435	97205
2113 Aircraft	0	10.00%			0
2114 Special Purpose Vehicles	594885	12.50%	34107	34987	594005
2115 Garage Work Equipment					
2116 Other Work Equipment		12.50%			
2121 Buildings	1291250	3.00%	60416	9336	1342330
2122 Furniture	166880	12.50%	3563		170443
2123 Office Equipment	8949	20.00%			8949
2124 General Purpose Computers	258479	20.00%	61855	53527	266807
2211 Analog Electronic Switching	0	12.50%			0
2212 Digital Electronic Switching	2733334	12.50%	54935	289394	2498875
2215 Electro-Mechanical Switching					
2220 Operator Systems					
2231 Radio Systems	247074	20.00%		77304	169770
2232 Circuit Equipment	7757261	10.00%	789653	27483	8519431
2311 Station Apparatus					
2321 Customer Premises Wiring					
2341 Large Private Branch Exchanges					
2351 Public Telephone Terminal Equipment	0	23.00%			0
2362 Other Terminal Equipment	0	20.00%			0
2411 Poles	89452	7.50%		24852	64600
2421 Aerial Cable	314502	8.60%	6546	188463	132585
2422 Underground Cable	621263	6.50%	47233	108956	559540
2423 Buried Cable	15523954	6.50%	944364	833329	15634989
2424 Submarine Cable					
2426 Intrabuilding Network Cable	19327	20.00%			19327
2431 Aerial Wire	0	14.60%			0
2441 Conduit Systems					
TOTAL	29729250		2002672	1653066	30078856

*Please list individual depreciation rate for each account.

INVESTMENTS

Report below the investments in Accounts 1401, 1402 and 1406. Identify each investment as to the account in which included. Minor amounts in Account 1406 may be grouped by classes.

<u>Description</u>	<u>Date Acquired</u>	<u>Book Cost of Investments Disposed of This year</u>	<u>Book Cost of Investments Held at End of Year</u>
Telsat	_____	_____	0
CoBank Patronage	_____	_____	100160
Redban Investment	_____	_____	77568
Syringa Networks	_____	_____	4503349
Raft River Patronage	_____	_____	30599
Lost River Patronage	_____	_____	18494
Syringa Electronic Equip.	_____	_____	0
Syringa Fiber	_____	_____	116855
Independent Cable Systems	_____	_____	1991
ICS Electronics	_____	_____	0
ICS Cable	_____	_____	0
Spec Access Eq Non-Reg	_____	_____	27101
Internet Equipment	_____	_____	102626
Declo Wireless DSL Elec	_____	_____	
Declo Wireless DSL Cable	_____	_____	
Voip Equipment	_____	_____	
Syringa Wireless	_____	_____	
Syringa Wireless Tower	_____	_____	
Syringa Wireless Elec	_____	_____	
Nextphone Website	_____	_____	
Redban Goodwill	_____	_____	
DSL Inventory	_____	_____	
Syringa Wireless Inventory	_____	_____	4977
Voip Inventory	_____	_____	0
Totals			<u>4983720</u>

RECEIVABLES

Itemize amounts show in Accounts 1180, 1190 and 1200. For notes receivable list each note separately and include the maturity date and interest rate. Minor amounts in Account 1210 may be combined.

<u>Name of Company</u>	<u>Amount at End of Year</u>	
	<u>Notes Receivable</u>	<u>Accounts Receivable</u>
Customers	_____	404974
Qwest	_____	0
CABS	_____	82019
AT&T	_____	0
NECA	_____	45092
Red-Ban	_____	0
Idaho USF	_____	38709
Syringa Network	_____	100
Misc.	_____	101
Totals		<u>570995</u>

NOTES PAYABLE

For Notes Payable, list each note separately and include the maturity date and interest rate.

<u>Name of Creditor</u>	<u>Date of Note</u>	<u>Interest Rate</u>	<u>Due Date</u>	<u>Face Amount</u>
_____	_____	_____	_____	_____
_____	_____	_____	_____	_____
_____	_____	_____	_____	_____
_____	_____	_____	_____	_____
_____	_____	_____	_____	_____
_____	_____	_____	_____	_____
_____	_____	_____	_____	_____
_____	_____	_____	_____	_____
Totals	_____	_____	_____	_____

ACCOUNTS PAYABLE

Report below all Accounts Payable amounting to more than \$100.00

<u>Name of Creditor</u>	<u>Amount</u>
Federal Excise Tax	13806
Misc	638962
Qwest pmts to Arapahoe Tel	0
Syringa Wireless	0
ATC Long Distance	0
State USF Surcharge	481
Dish Network	0
911 Payable	4243
Conseco	-187
Raft River Electric Shared Rent	8513
Red Ban	52414
State Use Tax	3864
Franchise Fee - ICS	<u>3079</u>
Totals	725175
	0

INCOME & RETAINED EARNINGS STATEMENT

Item	Total Company	Idaho Only
Total Operating Income (from page 15)	8825706	8807974
Total Operating Expenses (from page 17)	7165495	7132246
7100 Other Operating Income and Expense	0	0
7210 Operating Investment Tax Credits-Net		
7220 Operating Federal Income Taxes	0	0
7230 Operating State and Local Income Taxes	4710	0
7240 Operating Other Taxes	153840	153840
7250 Provision for Deferred Operating Income Taxes-Net	0	0
7200 Operating Taxes (Total)	158550	153840
7310 Dividend Income		
7320 Interest Income	45911	45911
7330 Income from Sinking and Other Funds		
7340 Allowance for Funds Used During Construction	52943	52943
7350 Gains/Losses from the Disposition of Certain Property	0	0
7360 Other Nonoperating Income	94360	94360
7370 Special Charges		
7300 Nonoperating Income and Expense	193214	193214
7410 Nonoperating Investment Tax Credits-Net		
7420 Nonoperating Federal Income Taxes		
7430 Nonoperating State and Local Income Taxes		
7440 Nonoperating Other Taxes		
7450 Provision for Deferred Nonoperating Income Taxes-Net		
7400 Nonoperating Taxes		
7510 Interest on Funded Debt	337111	337111
7520 Interest Expense-Capital Leases	3346	3346
7530 Amortization of Debt Issuance Expense		
7540 Other Interest Deductions	0	0
7500 Interest and Related Items	340457	340457
7610 Extraordinary Income Credits		
7620 Extraordinary Income Charges		
7630 Current Income Tax Effect of Extraordinary Items-Net		
7640 Provision for Deferred Income Tax Effect of Extraordinary Items-Net		
7600 Extraordinary Items		
7910 Income Effect of Jurisdictional Ratemaking Differences-Net		
7990 Nonregulated Net Income	1566598	1566598
AMOUNT TRANSFERRED TO RETAINED EARNINGS	2921016	2941243

OPERATING REVENUES

Item	Total Company	Idaho Only
Local Network Services Revenues		
5001 Basic Area Revenue	\$ 1,163,346.00	1155406
5002 Optional Extended Area Revenue	_____	_____
5003 Cellular Mobile Revenue	_____	_____
5004 Other Mobile Services Revenue	_____	_____
5010 Public Telephone Revenue	_____	_____
5040 Local Private Line Revenue	_____	_____
5050 Customer Premises Revenue	_____	_____
5060 Other Local Exchange Revenue	\$ 185,415.00	185415
5069 Other Local Exchange Settlements	_____	_____
Network Access Services Revenues		
5081 End User Revenue (SLC)	\$ 647,393.00	645500
5082 Switched Access Revenue (Interstate)	\$ 4,706,587.00	4698688
5083 Special Access Revenue	\$ 1,417,652.00	1417652
5084 State Access Revenue (Intrastate)	\$ 576,404.00	576404
Long Distance Network Services Revenues		
5100 Long Distance Message Revenue - All	_____	_____
Miscellaneous Revenues		
5230 Directory Revenue	_____	_____
5240 Rent Revenue	\$ 13,800.00	13800
5250 Corporate Operations Revenue	_____	_____
5261 Special Billing Arrangements Revenue	_____	_____
5262 Customer Operations Revenue	\$ 644.00	644
5263 Plant Operations Revenue	_____	_____
5264 Other Incidental Regulated Revenue	\$ -	0
5269 Other Revenue Settlements	_____	_____
5270 Carrier Billing & Collection Revenue	\$ 123,305.00	123305
Uncollectible Revenues		
5301 Uncollectible Revenue - Telecommunications	\$ (8,840.00)	-8840
5302 Uncollectible Revenue - Other	_____	_____
TOTAL OPERATING REVENUES	\$ 8,825,706.00	8807974

Please identify the following revenues:

NECA USF \$ 1,181,226. To what account were they booked? 5082.12

State USF \$ 464502.00. To what account were they booked? 5084.50

OPERATING REVENUES

Item	Total Company	Idaho Only
Plant Specific Operations Expense		
6110 Network Support Expenses	0	0
6112 Motor Vehicle Expense	19979	19850
6113 Aircraft Expense	0	0
6114 Special Purpose Vehicles Expense		
6115 Garage Work Equipment Expense	0	0
6116 Other Work Equipment Expense	0	0
6120 General Support Expenses	-20866	-20732
6121 Land and Building Expenses	204160	202845
6122 Furniture and Artworks Expense	577	573
6123 Office Equipment Expense	52795	52455
6124 General Purpose Computers Expense	202324	201021
6210 Central Office Switching Expenses	329770	327646
6211 Analog Electronic Expense		
6212 Digital Electronic Expense	0	0
6215 Electro-Mechanical Expense		
6220 Operators System Expense		
6230 Central Office Transmission Expenses	820156	814874
6231 Radio Systems Expense	123200	122407
6232 Circuit Equipment Expense	207622	206285
6310 Information Origination/Termination Expense	0	0
6311 Station Apparatus Expense	0	0
6341 Large Private Branch Exchange Expense		
6351 Public Telephone Terminal Equipment Expense	0	0.00
6362 Other Terminal Equipment Expense	0	0
6410 Cable and Wire Facilities Expenses	-1693	-1739
6411 Pole Expense	8834	8834
6421 Aerial Cable Expense	6935	6890
6422 Underground Cable Expense	0	0
6423 Buried Cable Expense	958365	952193
6424 Submarine Cable Expense		
6425 Deep Sea Cable Expense		
6426 Intrabuilding Network Cable Expense		
6431 Aerial Wire Expense		
6441 Conduit Systems Expense		
TOTAL PLANT SPECIFIC OPERATIONS EXPENSE	2912158	2893404

OPERATING REVENUES

Item	Total Company 2912158	Idaho Only 2893404
Plant Nonspecific Operations Expense		
6510 Other Property/Plant/Equipment Expenses		
6511 Property Held for Future Telecomm. Use Expenses	0	
6512 Provisioning Expense	0	0
6530 Network Operations Expense	0	0
6531 Power Expense	132341	131489
6532 Network Administration Expense	110822	110108
6533 Testing Expense		
6534 Plant Operations Administration Expense		
6535 Engineering Expense	117026	116272
6540 Access Expense	251425	249806
6560 Depreciation and Amortization Expenses	0	0
6561 Depreciation Expense-Telecom. Plant in Service	2002672	2002672
6562 Depreciation Expense-Property Held for Future Use		
6563 Amortization Expense - Tangible		
6564 Amortization Expense - Intangible		
6565 Amortization Expense - Other		
Total Plant Nonspecific Operations Expenses	2614286	2610347
Customer Operations Expense		
6610 Marketing	0	0
6611 Product Management	0	0
6612 Sales		
6613 Product Advertising	156777	155767
6620 Services	1823	-2197
6621 Call Completion Services		
6622 Number Services		
6623 Customer Services	622428	622428
Total Customer Operations Expense	781028	775998
Corporate Operations Expense		
6710 Executive and Planning		
6711 Executive	237577	236047
6712 Planning		
6720 General and Administrative	324704	322569
6721 Accounting and Finance	155566	154582
6722 External Relations	114514	113777
6723 Human Resources	20469	20337
6724 Information Management	0	0
6725 Legal	1193	1185
6726 Procurement		
6727 Research and Development		
6728 Other General and Administrative	4000	4000
6790 Provision for Uncollectible Notes Receivable		
Total Corporate Operations Expense	858023	852497
TOTAL OPERATING EXPENSES	7165495	7132246

CENTRAL OFFICE DATA
as of December 31, 2016 (unless otherwise indicated)

Name of Central Office: Albion Telephone Company, Inc.
Prefix (es): 349,638,645,673,698,824,827,527,554,588,766,767

Central Office Switch Type: Tekelec T7

Check all that apply:
Stand Alone _____ **Check one:** Digital_X____
Host_X____ Analog____
Remote____ Other:____Soft Switch__X____

Access Line Capacity
Design: 10000 _____
Installed/Equipped: 10000 _____

Access Lines in Use
Customer Lines: 3416 _____
(Include Centrex, PAL, Semi-Pub.)
Public Telephone Lines__1____
Company Official Lines__98____
Company Test Lines__26____

	Residence			Business			Total Residence & Business
	Multi- Line 1-Party	Single Line Multi- Party	Subtotal Residence	Multi- Line 1-Party	Single Line Multi- Party	Subtotal Business	
Beginning of Year	2605	2605	2605	775	775	775	3380
New Connects	447	447	447	25	25	25	472
Disconnects	383	383	383	53	53	53	436
End of Year	2669	2669	2669	747	747	747	3416

Foreign Exchange:
Dial Tone from this C.O.: _____
Dial Tone from another C.O.: _____

Directory Listings:
Number of Customers with Nonpublished or Nonlisted: 349 _____

Custom Calling:
Number of customers with at least one feature: 1505
Total number of features subscribed to: 20 _____

NUMBER OF CALLS COMPLETED BY CUSTOMERS DURING 2015

Local Exchange	Average # of Customer Lines in Use	Local Calls		Toll Calls Originated (Total of all Carriers)			Avg./ Line
		Number (1000s)	Avg./ Line	Intrastate	Interstate	Total	
1 ALL	3398			128584	684886	813470	239
2							
3							
4							
5							
6							
7							
8							
9							
10							
11							
12							
13							
14							
15							
16							
17							
18							

ANNUAL REPORT FOR SMALL TELEPHONE COMPANIES
YEAR ENDED DECEMBER 31, 2014

CUSTOMER RELATIONS RULES COMPLIANCE

Rule IDAPA 31.21.01.603
Rule IDAPA 31.41.01.105

Please provide copies of:

Summary of Customer Relations Rules for Telephone Corporations

Idaho Telephone Solicitation Act Notification

Method of Notification:

Mailed separately to customers Yes No

Included in directory Yes No

Date of notification 4-1-16

Alternate method of notification _____

Rule IDAPA 31.41.01.403.02

Record of Complaints:

Number received by Company 1

Category of complaints (if known):

Deposit Disputes _____

Charges on Bill

Denial/Termination _____

Quality or Availability
of Service 1

Carrier Selection/Assignment _____


Miscellaneous

Rev 3/02


CERTIFICATE

State of Idaho)
) ss
County of Cassia)

I, the undersigned Richard Redman,
of Albion Telephone Company, Inc. located at 225 W. North Street, Albion, ID 83311,
on our oath do severally say that the foregoing return has been prepared under our direction, from
the original books, papers, and records of said utility; that we have carefully examined same, and
declare the same to be a correct statement of the business affairs of said utility for the period
covered by the return in respect to each and every matter and thing therein set forth, to the best of
our knowledge, information and belief.




(Chief Officer)




(Officer in Charge of Accounts)

Subscribed and Sworn to Before Me this 14th day of April, (Year) 2017.



Notary Public

My Commission expires 12/14, (Year) 2021.



2015 FORM I INPUT MASTER		For The Year Ended: December 31, 2015		Seperated Results of Idaho Operations							
COMPANY NAME: Albion Telephone Company, Inc.											
FCC Account and Description		Total Idaho Operations Subject To Separations		Interstate Operation TOLL PLS Special Access		Intrastate Operation TOLL PLS Special Access		Local (other)		Total	
Note No.	Line No.	MTS & WATS Switched Access	Total	MTS & WATS Switched Access	Total	MTS & WATS Switched Access	Total	MTS & WATS Switched Access	Total	MTS & WATS Switched Access	Total
SUMMARY											
Operating Revenues											
	1.	1,373,735	-	-	-	-	-	-	-	1,373,735	-
(1)	2.	-	-	-	-	-	-	-	-	-	-
(1)	3.	-	-	-	-	-	-	-	-	-	-
(1)	4.	492,040	492,040	-	-	-	-	-	-	-	-
(2)	5.	5,206,431	4,713,930	492,501	492,501	-	-	-	-	-	-
(2)	6.	1,510,461	1,402,899	1,402,899	1,402,899	-	-	-	-	107,562	107,562
(3a)	7.	-	-	-	-	-	-	-	-	-	-
(3b)	8.	-	-	-	-	-	-	-	-	-	-
(3c)	9.	-	-	-	-	-	-	-	-	-	-
(4)	10.	30,864	-	30,864	-	-	-	-	-	-	-
(4)	11.	-	-	-	-	-	-	-	-	-	-
(4)	12.	17,770	-	-	-	-	-	-	-	17,770	17,770
(4)	13.	50,939	-	-	-	-	-	-	-	50,939	50,939
(4)	14.	12,761	-	-	-	-	-	-	-	12,761	12,761
(4)	15.	8,695,001	5,205,970	1,402,899	6,608,869	523,365	107,562	1,455,205	2,086,132	2,086,132	2,086,132
Operating Expenses											
(5a)	16.	2,706,239	663,836	495,541	1,159,377	474,428	83,683	33,944	954,807	1,546,863	1,546,863
(5a)	17.	522,628	256,222	45,887	302,109	68,419	11,748	3,452	136,900	220,519	220,519
(5a)	18.	1,548,400	325,620	287,235	612,855	294,198	42,417	23,188	575,742	935,545	935,545
(5a)	19.	639,559	292,034	2,935	294,968	109,332	2,485	-	232,774	344,590	344,590
(5a)	20.	885,039	282,834	126,334	409,168	146,841	21,551	8,578	298,901	475,871	475,871
(5a)	21.	-	-	-	-	-	-	-	-	-	-
(5a)	22.	6,301,865	1,820,545	967,932	2,778,476	1,093,219	161,884	69,162	2,199,124	3,523,389	3,523,389
Operating Taxes:											
(6)	23.	103,105	27,522	13,019	40,540	19,412	3,333	979	38,841	62,565	62,565
(6)	24.	103,947	160,580	20,204	180,784	(53,731)	(2,961)	(3,469)	(16,677)	(76,838)	(76,838)
(6)	25.	610,044	942,416	118,573	1,060,990	(315,337)	(17,380)	(20,358)	(97,872)	(450,946)	(450,946)
(6)	26.	-	-	-	-	-	-	-	-	-	-
(6)	27.	-	-	-	-	-	-	-	-	-	-
(6)	28.	817,095	1,130,518	151,796	1,282,314	(349,656)	(17,008)	(22,847)	(75,708)	(465,219)	(465,219)
(6)	29.	1,576,041	2,254,907	293,171	2,548,079	(220,197)	(37,314)	(46,315)	(668,211)	(972,038)	(972,038)
Net Operating Income											

SUMMARY (continued)											
Average Rate Base											
2001 Telecom. Plant in Service	(5b)	1.	42,718,120	10,214,466	5,598,567	15,813,033	8,347,672	1,433,335	421,159	16,702,922	26,905,088
2005 Plant Acquisition Adjustment		2.	-	-	-	-	-	-	-	-	-
3100 Less: Accumulated Depr. (-)	(5c)	3.	(29,430,819)	(7,189,132)	(4,287,898)	(11,477,031)	(5,518,192)	(1,056,162)	(254,854)	(11,124,580)	(17,953,788)
34xx-36xx Accumulated Amort. (-)	(5)	4.	-	-	-	-	-	-	-	-	-
4100-4340 Accum. Deferred Tax (-)		5.	(2,778,039)	(751,802)	(271,863)	(1,023,865)	(539,801)	(91,557)	(22,146)	(1,100,870)	(1,754,374)
1220 Materials and Supplies		6.	721,683	166,126	40,405	206,531	167,951	26,953	4,321	321,926	515,151
4040 Customer Deposits		7.	(4,250)	(1,016)	(557)	(1,573)	(831)	(143)	(42)	(1,662)	(2,677)
4310 Other Long Term Liabilities		8.	-	-	-	-	-	-	-	-	-
----- Equal Access Equipment	(7)	9.	-	-	-	-	-	-	-	-	-
----- Other Rate Base		10.	715,499	307,951	103,110	411,060	72,353	14,971	3,730	213,384	304,439
Total Average Rate Base		11.	11,942,194	2,746,592	1,181,764	3,928,355	2,523,153	327,398	152,168	5,011,121	8,013,838
PLANT IN SERVICE DETAIL											
21XX General Support Facilities		1.	2,940,153	703,029	385,332	1,088,361	574,544	98,652	28,987	1,149,609	1,851,792
22XX Central Office Equipment:		2.	-	-	-	-	-	-	-	-	-
CAT 1-Operator Systems		3.	-	-	-	-	-	-	-	-	-
CAT 2-Tandem Switching (Alloc.)		4.	-	-	-	-	-	-	-	-	-
CAT 2-Tandem Switching (Assign.)		5.	-	-	-	-	-	-	-	-	-
CAT 3-Local Switching		6.	1,597,966	1,358,271	-	1,358,271	-	-	-	239,695	239,695
CAT 4-12-Exch. Trunk (Joint Use)		7.	229,206	-	-	-	-	-	229,206	-	229,206
CAT 4-12-Exch. Trunk (Ded. Use)		8.	3,865,733	-	3,628,185	3,628,185	-	237,549	-	-	237,549
CAT 4-13-Subscr. Line (Joint Use)		9.	6,379,797	1,586,783	7,259	1,594,042	1,586,783	25,407	-	3,173,566	4,785,755
CAT 4-13-Subscr. Line (Ded. Use)		10.	-	-	-	-	-	-	-	-	-
CAT 4-23-IX Trunk (Joint Use)		11.	394,981	301,640	3,701	305,341	79,065	10,575	-	-	89,640
CAT 4-23-IX Trunk Ckt. (Ded. Use)		12.	95,115	-	50,388	50,388	-	44,727	-	-	44,727
CAT 4-3-Host/Remote Trunk Ckt.		13.	-	-	-	-	-	-	-	-	-
Other COE		14.	-	-	-	-	-	-	-	-	-
Total COE			12,562,800	3,246,694	3,689,533	6,936,227	1,665,848	318,258	229,206	3,413,260	5,626,572
23XX Information Orig./Term. Equipment:		15.	-	-	-	-	-	-	-	-	-
CAT 1-Regulated CPE		16.	-	-	-	-	-	-	-	-	-
Other IOT		17.	-	-	-	-	-	-	-	-	-
Total IOT			-	-	-	-	-	-	-	-	-
24XX Cable & Wire Facilities:		18.	24,280,105	6,070,026	27,769	6,070,026	6,070,026	97,190	-	12,140,052	18,210,078
CAT 1.3-Subscriber Line (Common)		19.	124,958	-	-	27,769	-	-	-	-	97,190
CAT 1.2-Subscriber Line (Ded.)		20.	162,966	-	-	-	-	-	162,966	-	162,966
CAT 2-Exch. Trunk (Joint Use)		21.	2,129,813	1,222,642	1,222,642	1,222,642	1,222,642	907,171	-	-	907,171
CAT 2-Exch. Trunk (Ded. Use)		22.	235,052	637	637	195,352	2,445	2,445	-	-	39,689
CAT 3-IX Trunk (Joint Use)		23.	282,275	272,655	272,655	272,655	9,620	9,620	-	-	9,620
CAT 3-IX Trunk (Ded. Use)		24.	-	-	-	-	-	-	-	-	-
CAT 4-Host/Remote Trunk		25.	-	-	-	-	-	-	-	-	-
Other C&WF		26.	27,215,167	6,264,742	1,523,702	7,788,444	6,107,281	1,016,425	162,966	12,140,052	19,426,723
Total C&WF			27,215,167	6,264,742	1,523,702	7,788,444	6,107,281	1,016,425	162,966	12,140,052	19,426,723
26XX Other Assets:		27.	-	-	-	-	-	-	-	-	-
Capital Leases		28.	-	-	-	-	-	-	-	-	-
Leasehold Improvements		29.	-	-	-	-	-	-	-	-	-
Intangibles		30.	-	-	-	-	-	-	-	-	-
Total Other Assets			-	-	-	-	-	-	-	-	-
Total Telecom. Plant in Service	(5b)	31.	42,718,120	10,214,466	5,598,567	15,813,033	8,347,672	1,433,335	421,159	16,702,922	26,905,088

Depreciation & Amortization											
Accumulated Depreciation Detail											
311X	General Support Facilities	(2,185,359)	(522,548)	(286,410)	(808,958)	(427,047)	(73,326)	(21,545)	(854,483)	(1,376,402)	
312X	Central Office Switching	(1,587,231)	(1,349,146)		(1,349,146)				(238,085)	(238,085)	
312X	Operator Systems	-									
312X	Central Office Transmission	(8,953,842)	(1,542,789)	(3,010,474)	(4,553,262)	(1,360,728)	(260,237)	(187,503)	(2,592,111)	(4,400,579)	
313X	Information Orig./Term. Equip.	-									
314X	Cable & Wire Facilities	(16,704,387)	(3,774,649)	(991,015)	(4,765,664)	(3,730,416)	(722,599)	(45,807)	(7,439,901)	(11,938,723)	
(5c)	Total Accumulated Depreciation	(29,430,819)	(7,189,132)	(4,287,898)	(11,477,031)	(5,518,192)	(1,056,162)	(254,854)	(11,124,580)	(17,953,788)	
Accumulated Amortization Detail											
3410	Capital Leases	-									
3420	Leasehold Improvements	-									
3500	Intangibles	-									
3600	Acquisition Adjustment	-									
(5c)	Total Accumulated Amortization	-	-	-	-	-	-	-	-	-	-
OPERATING EXPENSE DETAIL											
61XX-64XX Plant Specific Operations											
6110-20	General Support Facilities	451,536	107,968	59,178	167,146	88,236	15,151	4,452	176,552	284,390	
621X	Central Office Switching	315,256	81,474	92,587	174,061	41,804	7,986	5,752	85,654	141,196	
6220	Operator Systems	-									
623X	Central Office Transmission	989,451	255,711	290,589	546,300	131,203	25,066	18,052	268,830	443,151	
63XX	Information Orig./Term. Equip.	-									
64XX	Cable & Wire Facilities	949,996	218,682	53,188	271,870	213,186	35,480	5,689	423,771	678,126	
(5a)	Total Plant Specific	2,706,239	663,836	495,541	1,159,377	474,428	83,683	33,944	954,807	1,546,863	
65XX Plant Nonspecific Operations											
6512	Provisioning	-									
653X	Network Operations	350,126	83,720	45,887	129,607	68,419	11,748	3,452	136,900	220,519	
6540	Access Paid to LECs	172,502	172,502		172,502						
(5a)	Total Plant Nonspecific	522,628	256,222	45,887	302,109	68,419	11,748	3,452	136,900	220,519	
656X Depreciation & Amortization											
6561	General Support Facilities	136,197	32,566	17,850	50,416	26,615	4,570	1,343	53,253	85,781	
6561	Central Office Switching	5,055	4,297		4,297				758	758	
6561	Operator Systems	-									
6561	Central Office Transmission	708,423	122,064	238,188	360,252	107,660	20,589	14,835	205,087	348,171	
6561	Information Orig./Term. Equip.	-									
6561	Cable & Wire Facilities	698,725	166,692	31,198	197,690	159,923	17,258	7,010	316,644	500,835	
6563	Capital Leases	-									
6563	Leasehold Improvements	-									
6564	Intangibles	-									
6565	Acquisition Adjustment	-									
(5a)	Total Depreciation & Amortization	1,548,400	325,620	287,235	612,855	294,198	42,417	23,188	575,742	935,645	

OPERATING EXPENSE (continued)										
66XX Customer Operations										
661X	Marketing	90,147	49,269	2,935	52,204	6,460	2,485			37,944
662X	Operator Services	60	26		26	34				34
662X	Directory Publishing-Alpha	-	-		-					-
662X	Directory Publishing-Classified	-	-		-					-
662X	Directory Publishing-Foreign	-	-		-					-
6623	Service Order Proc.-End User	218,190	115,859		115,859	9,652				102,331
6623	Payment & Collection-End User	129,755	41,402		41,402	25,964				88,352
6623	Billing Inquiry-End User	77,244	24,647		24,647	15,458				52,597
6623	Service Order Proc.-CXR	1,130	565		565	565				565
6623	Payment & Collection-CXR	6,974	3,487		3,487	3,487				3,487
6623	Billing Inquiry-CXR	3,087	1,544		1,544	1,544				1,544
6623	Coin Administration	-	-		-					-
6623	Rev. Acctg.-Toll Ticket Proc.	-	-		-					-
6623	Rev. Acctg.-Local Mess. Proc.	40,072	17,191		17,191	22,881				22,881
6623	Rev. Acctg.-Other Bill & Coll.	32,969	9,833		9,833	11,568				23,136
6623	Rev. Acctg.-SLC Billing	1,735	1,735		1,735					
6623	Rev. Acctg.-CXR B & C	23,438	11,719		11,719	11,719				11,719
6623	B & C Amis Paid to LECs	-	-		-					-
6623	Other Customer Service	14,756	14,756		14,756					
	Total Customer Operations	639,559	292,034	2,935	294,968	109,332	2,485	-	232,774	344,590
67XX Corporate Operations:										
671X	Executive & Planning	282,844	81,218		123,516	49,164	7,215	2,872		159,328
672X	General & Administrative	602,195	201,616		285,651	97,677	14,335	5,706		316,544
6728	EAS Settlement Expense	-	-		-					-
	Total Corporate Operations	885,039	282,834	126,334	409,168	146,841	21,551	8,578	298,901	475,871
Other Operating Expenses:										
(10)	Equal Access Provision	-	-		-					-
(11)	Universal Service Fund	-	-		-					-
(12)	Lifeline Connection Assistance	-	-		-					-
(5a)	Total Other	-	-	-	-	-	-	-	-	-
(5a)	Total Operating Expenses	6,301,865	1,820,545	957,932	2,778,476	1,093,219	161,884	69,162	2,199,124	3,523,389

OPERATING TAXES DETAIL												
7240 General Taxes												
7240	Property											
1.		99,336	23,753	13,019	36,771	19,412	3,333	979	38,841			62,565
7240	Gross Receipts	-			-							-
2.		-			-							-
7240	PUC Fee	-			-							-
3.		-			-							-
7240	Franchise Fees	-			-							-
4.		-			-							-
7240	Other	3,769	3,769		3,769							-
5.												-
6.	Total General Taxes	103,105	27,522	13,019	40,540	19,412	3,333	979	38,841			62,565
72XX Income Taxes (Calculated)												
(13)	Net Income Before SIT & FIT	2,290,031	3,357,904	431,949	3,789,852	(589,265)	(57,655)	(70,142)	(782,760)			(1,499,821)
8.	Less Fixed Charges (-)	127,748	27,777	12,319	40,097	27,868	3,562	1,685	54,546			87,651
(14)	Subtotal (lines 7-8)	2,162,283	3,330,126	419,629	3,749,756	(617,123)	(61,217)	(71,826)	(837,306)			(1,587,473)
(15)	Other SIT Base Add/Ded. (+)	-			-							-
11.	SIT Taxable Inc. (lines 9+-10)	2,162,283	3,330,126	419,629	3,749,756	(617,123)	(61,217)	(71,826)	(837,306)			(1,587,473)
(16)	7230 SIT-Current (at 7.7243%)	123,679	35,514	15,243	50,757	22,925	2,982	1,382	45,632			72,922
(17)	Other FIT Base Add/Ded. (+)	-			-							-
14.	FIT Taxable Inc. (lines 9-12+-13)	2,038,605	3,294,612	404,387	3,698,999	(640,049)	(64,199)	5,494	(882,938)			(1,587,186)
15.	Gross FIT at 32.0060%	491,676	141,183	60,597	201,779	91,138	11,856	5,494	181,408			289,896
16.	7210P Claimed ITC (-)	-			-							-
17.	Surtax Elimination (-)	-			-							-
(18)	7220 FIT-Current (lines 15-16-17)	491,676	141,183	60,597	201,779	91,138	11,856	5,494	181,408			289,896

2015 FORM 1 INPUT MASTER'		For The Year Ended: December 31, 2015		Separated Results of Idaho Operations									
COMPANY NAME: Albion Telephone Company, Inc.		Total Idaho		Interstate		Intrastate		Operation					
Description		Note No.	Line No.	Subject To	Toll	Intrastate Toll	EAS	Local (Other)					
Separation Parameters		(19)											
Plant													
SLU Minutes of Use (MOU)			1.	90,184,712	25,347,570	6,592,010	20,387,268	37,857,864					
SLU Factor			2.	1.000000	0.28	0.07	0.23	0.42					
Base SPF - January 1			3.	1.000000	0.25	0.25		0.50					
Base SPF - December 31			4.	1.000000	0.25	0.25		0.50					
Current Composite SPF		(20)	5.	1.000000	0.25	0.25		0.50					
1996 Weighted DEM			6.	1.000000	0.85			0.15					
1996 Unweighted DEM			7.	1.000000	0.31	0.10	0.13	0.45					
Current CAT 3 Dial Equipment Minutes		(21)	8.	90,184,713	25,347,648	6,591,933	20,387,268	37,857,864					
Current Composite DEM Factor			9.	1.000000	0.85			0.15					
Exchange Trunk - Joint Use MOU		(22)	10.	0									
Host/Remote MOU Kilometers		(23)	11.	90,184,713	25,347,648	6,591,933	20,387,268	37,857,864					
Equal Access MOU		(24)	12.	0									
Operator Standard Work Seconds		(25)	13.	0									
Tandem Switching MOU		(26)	14.	0									
IX Conversation MOU			15.	31,939,580	25,306,313	6,633,267							
IX Conversation Minute Kilometers			16.	190,191,538	159,645,592	30,545,946							
Other Parameters													
Access Lines			17.	3,415									
Unseparated Loop Cost @ 11.1 ROR		(27)	18.	5,731,486									
Gross Billed Revenues													
-Marketing Allocation Basis		(28a)	19.	16,672	9,655	1,654		5,363					
-Payment & Collection-End User		(28b)	20.	3,042,153	970,696	608,739		1,462,718					
-Payment & Collection-CXR		(28c)	21.	2,666	1,333	1,333							
Service Order Contacts													
-Service Order Proc.-End User		(29a)	22.	3,558	1,586	186		1,786					
-Service Order Proc.-CXR		(29b)	23.	433	216	217							
Billing Inquiry Contacts													
-Billing Inquiry-End User		(30a)	24.	3,042,153	970,696	608,739		1,462,718					
-Billing Inquiry-CXR		(30b)	25.	1,180	590	590							
SP+RC Toll Messages		(31)	26.	1,113,798	477,663	636,135							
EAS/Local Messages (Msg. Proc.)		(32)	27.	0									
'BIG 3' Expense Factor-Message			28.	0.84	0.24	0.20	0.01	0.39					
-PLS & Special Access			29.	0.16	0.13	0.03							
Operator Services Expense -- Factor			30.	1									
Access Minutes of Use (End Office)			31.	8,473,421	6,628,022	1,845,399		1,00					